

# Charge Type Detail Report (Trip Date)

Period IS 201706 OR -201706; AND Company IS City of Bloomington

	<u>Count</u>	<u>Dollars</u>
<b>City of Bloomington</b>		
<b>ALS Emergency</b>		
BLFD ALS Emergency Base Rate	141.0	107,169.87
<b>Totals For Type: ALS Emergency</b>	<b>141.0</b>	<b>\$ 107,169.87</b>
<b>ALS Emergency II</b>		
BLFD ALS II Emergency Base Rat	7.0	5,967.78
<b>Totals For Type: ALS Emergency II</b>	<b>7.0</b>	<b>\$ 5,967.78</b>
<b>BLS Emergency</b>		
BLFD BLS Emergency Base Rate	252.0	159,611.76
<b>Totals For Type: BLS Emergency</b>	<b>252.0</b>	<b>\$ 159,611.76</b>
<b>BLS Non Emergency</b>		
BLFD BLS Non Emergency Base	1.0	633.38
<b>Totals For Type: BLS Non Emergency</b>	<b>1.0</b>	<b>\$ 633.38</b>
<b>Mileage</b>		
BLFD Mileage	1,195.5	18,171.60
<b>Totals For Type: Mileage</b>	<b>1,195.5</b>	<b>\$ 18,171.60</b>
<b>Misc Fee</b>		
Credit balance applied	77.0	0.77
Interest	19,923.0	199.23
<b>Totals For Type: Misc Fee</b>	<b>20,000.0</b>	<b>\$ 200.00</b>
<b>Misc. Services</b>		
BLFD ALS Intercept Fee	14.0	4,125.10
BLFD ALSII Intercept Fee	1.0	426.47
BLFD Standby Medic College Spo	1.0	220.00
<b>Totals For Type: Misc. Services</b>	<b>16.0</b>	<b>\$ 4,771.57</b>
<b>Misc. Supplies</b>		
BLFD Oxygen	53.0	977.85

RescueNet™ Reporting

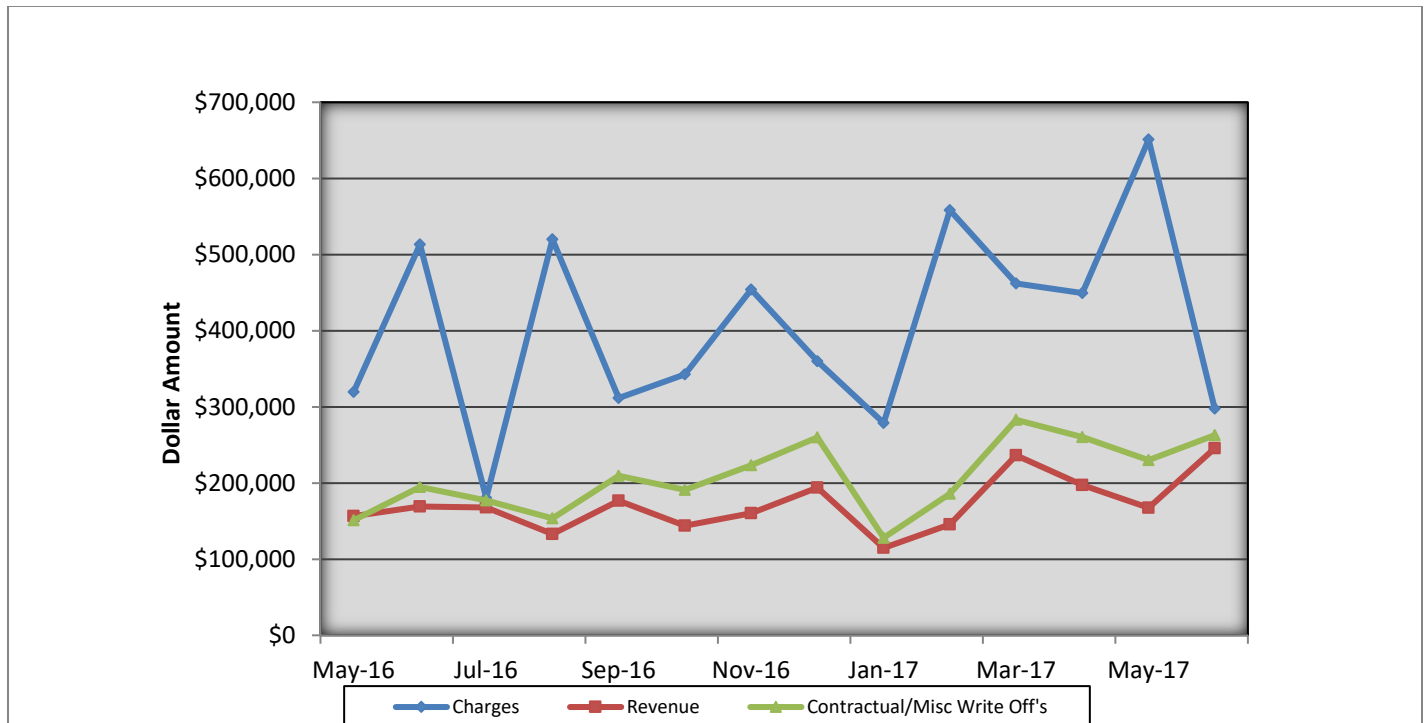
# Charge Type Detail Report (Trip Date)

Period IS 201706 OR -201706; AND Company IS City of Bloomington

	<u>Count</u>	<u>Dollars</u>
<b>City of Bloomington (cont.)</b>		
<b>Totals For Type:</b> Misc. Supplies	<b>53.0</b>	<b>\$ 977.85</b>
<b>Treatment No Transport</b>		
BLFD Treatment no transport	2.0	380.02
<b>Totals For Type:</b> Treatment No Transport	<b>2.0</b>	<b>\$ 380.02</b>
<b>Totals For Company:</b> City of Bloomington	<b>21667.5</b>	<b>\$297,883.83</b>
<b>Report Totals:</b>	<b>21,667.5</b>	<b>\$ 297,883.83</b>

## Bloomington Fire Dept EMS Billing

Fiscal Year 2016/2017



- Charges represent billings for emergency transports, intercepts, and ambulance standby's.
- Revenue represents the amount of revenue collected for emergency transports, intercepts, and ambulance stand by's.
- Contractual/Miscellaneous Write Off's- are the combination of contractual allowances and miscellaneous write off's. Contractuals are the amounts above what federal and state mandated carriers allow for EMS services. Miscellaneous write off's include Financial Hardships, Bankruptcies, Small Balances, Workman's Compensation, and Incarcerated Patients.
- Bad Debt-Write off's on the accounts forwarded to a third party collection agency for further collection processing \$45,844.48

### Totals Breakdown

Charge total-\$297,883.83

Revenue-\$245,645.87

Contractuals/Miscellaneous Write Offs \$262,857.04



# Bloomington Fire Dept.

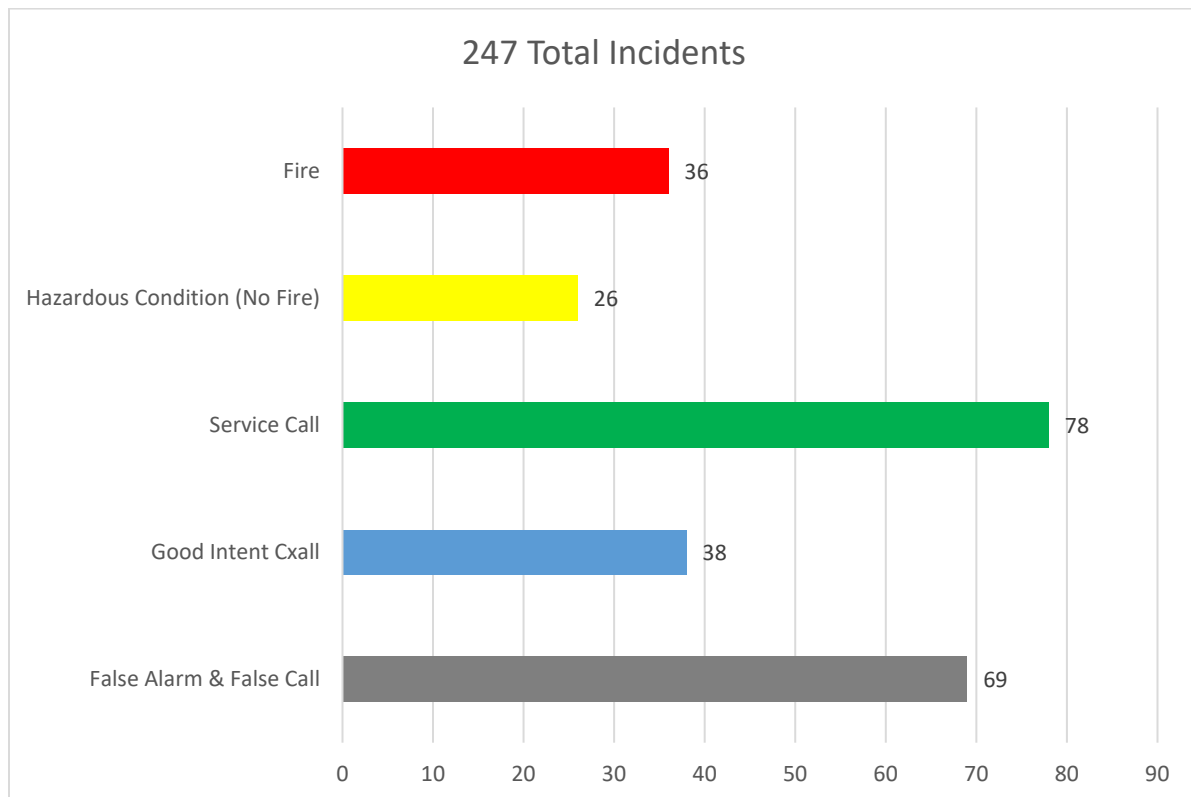
## Monthly Fire Response Report

### June 2017



Total Fire Response:	247
Total Structure Fires:	36
Total Estimated Dollar Loss (Property and Contents):	\$69,633

#### Top 5 Fire Responses





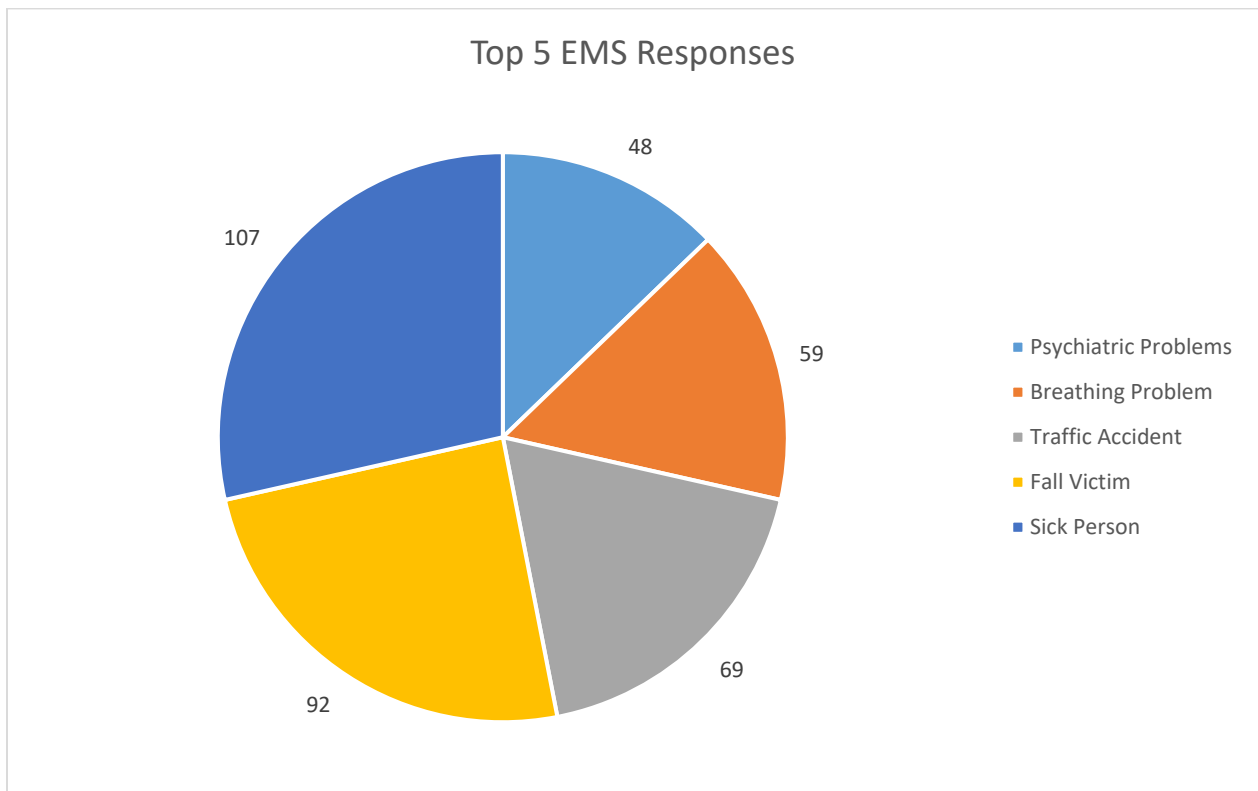
# Bloomington Fire Dept.

## Monthly EMS Response Report

### June 2017



Total EMS Response: 692  
Total Patients: 673  
Total Transported: 429



**Bloomington Comparison Report  
June 2017**

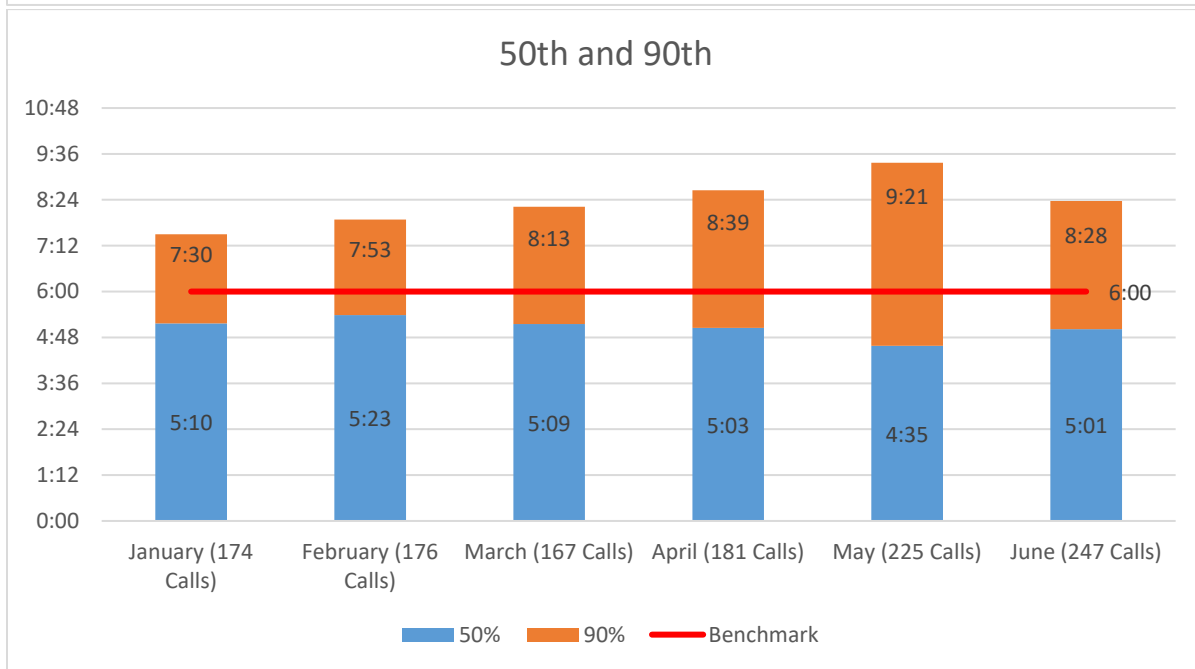
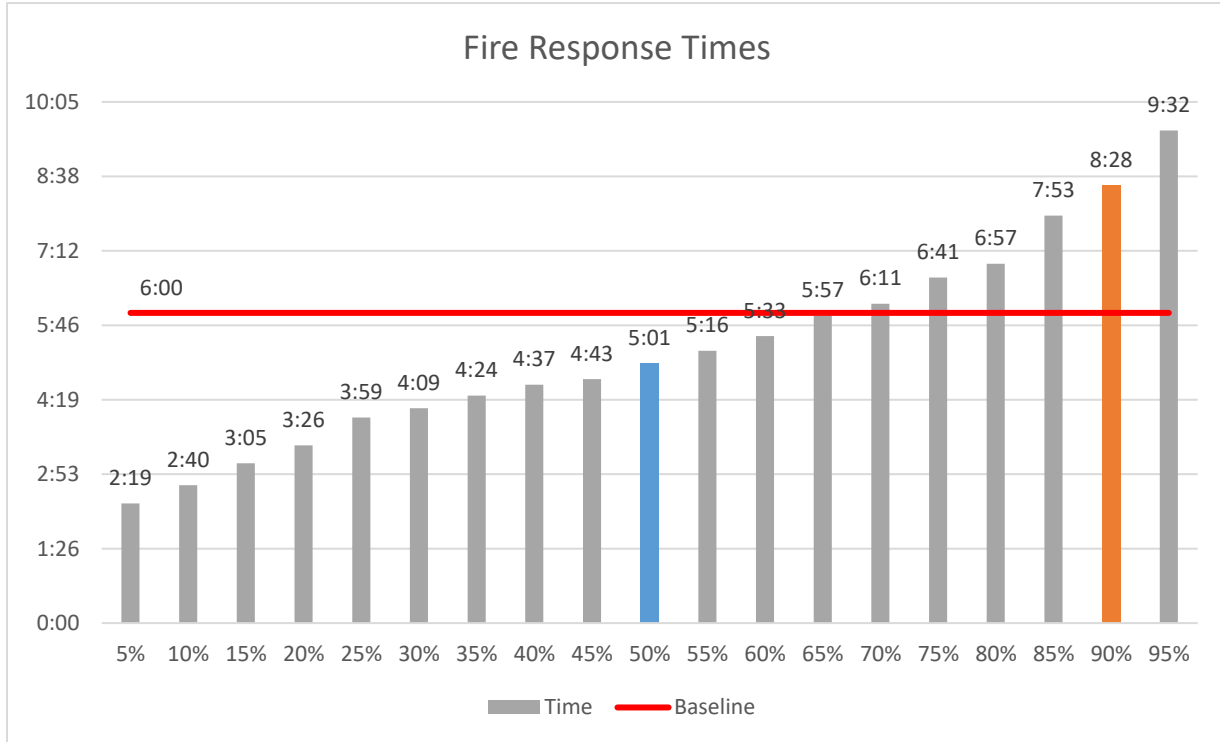
	<b>Current Month 06/2017</b>	<b>Previous Year 06/2016</b>	<b>Previous Month 05/2017</b>
<b>Charges</b>			
<b>BLS</b>	253	469	560
<b>ALS</b>	141	252	325
<b>ALS II</b>	7	3	5
<b>Charge Totals</b>	<b>\$297,883.83</b>	<b>\$513,389.60</b>	<b>\$650,950.60</b>
<b>Payments</b>			
<b>Payments</b>	<b>\$245,645.87</b>	<b>\$169,096.77</b>	<b>\$167,353.21</b>
<b>Bad Debt W/O</b>	<b>\$45,844.48</b>	<b>\$52,468.59</b>	<b>\$32,998.61</b>
<b>Cont/Misc W/O</b>	<b>\$262,857.04</b>	<b>\$194,745.80</b>	<b>\$229,996.72</b>



# Bloomington Fire Dept.

## Fire Response Times

June 2017





# Bloomington Fire Dept.

## EMS Response Times

June 2017

